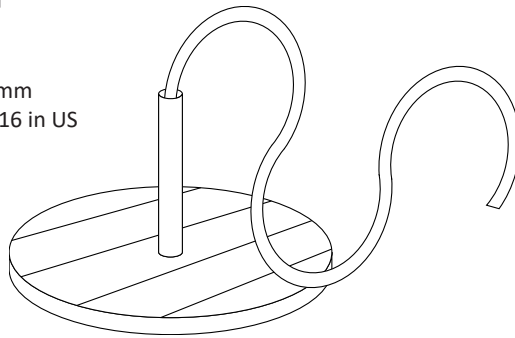
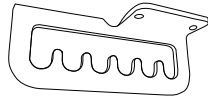
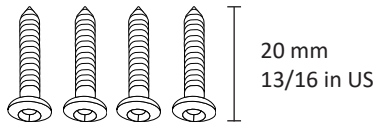


SWNX | INSTRUCTION MANUAL

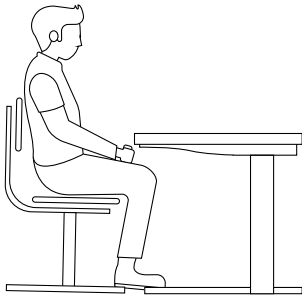
PACKAGE CONTENT



4 Screws (tx20), 1 pcs. Mount, 1 pcs. SWNX

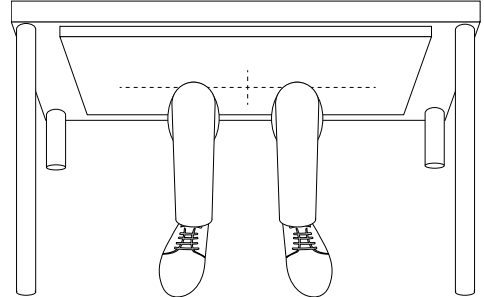
Mounting requires additional tools: 1 pencil + screwdriver.
Attention: Table thickness should be over 20 mm (13/16 in US)

1.



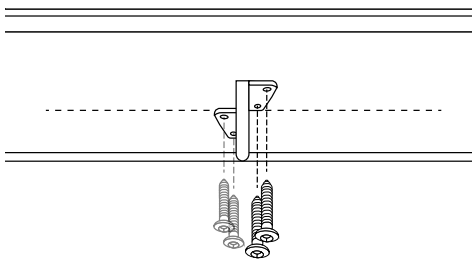
Sit at the table.

2.



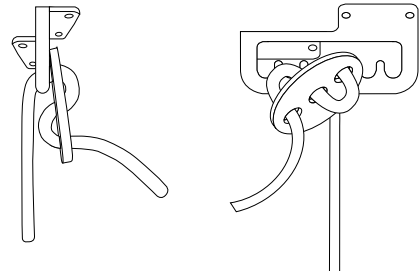
Mark the position of the knees under the table.
Centered between the knees.

3.



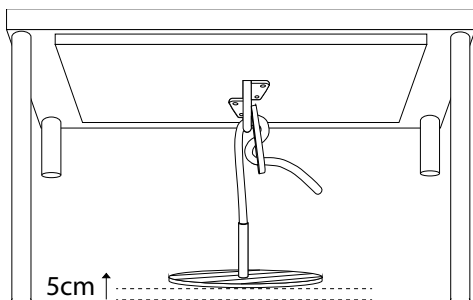
Mount the bracket with 4 screws.

4.



Attach SWNX to the bracket.

5.



Adjust so that the foot rest hangs
50 mm (2 in US) parallel above the floor.

SwNx®

Patent by Resense
CVR: DK38500392
www.swnx.dk